



CITY OF CHICAGO



DEPARTMENT OF WATER MANAGEMENT

MEMORANDUM

To: The Honorable Pat Dowell
Chairman, Committee on the Budget and Government Operations

From: Dr. Andrea Cheng
Commissioner
Department of Water Management

CC: Manuel Perez
Mayor's Office of Intergovernmental Affairs

Date: October 4, 2021

Re: Request for Information from Annual Appropriation Committee Hearing

ID#: 88-01 Reconnection

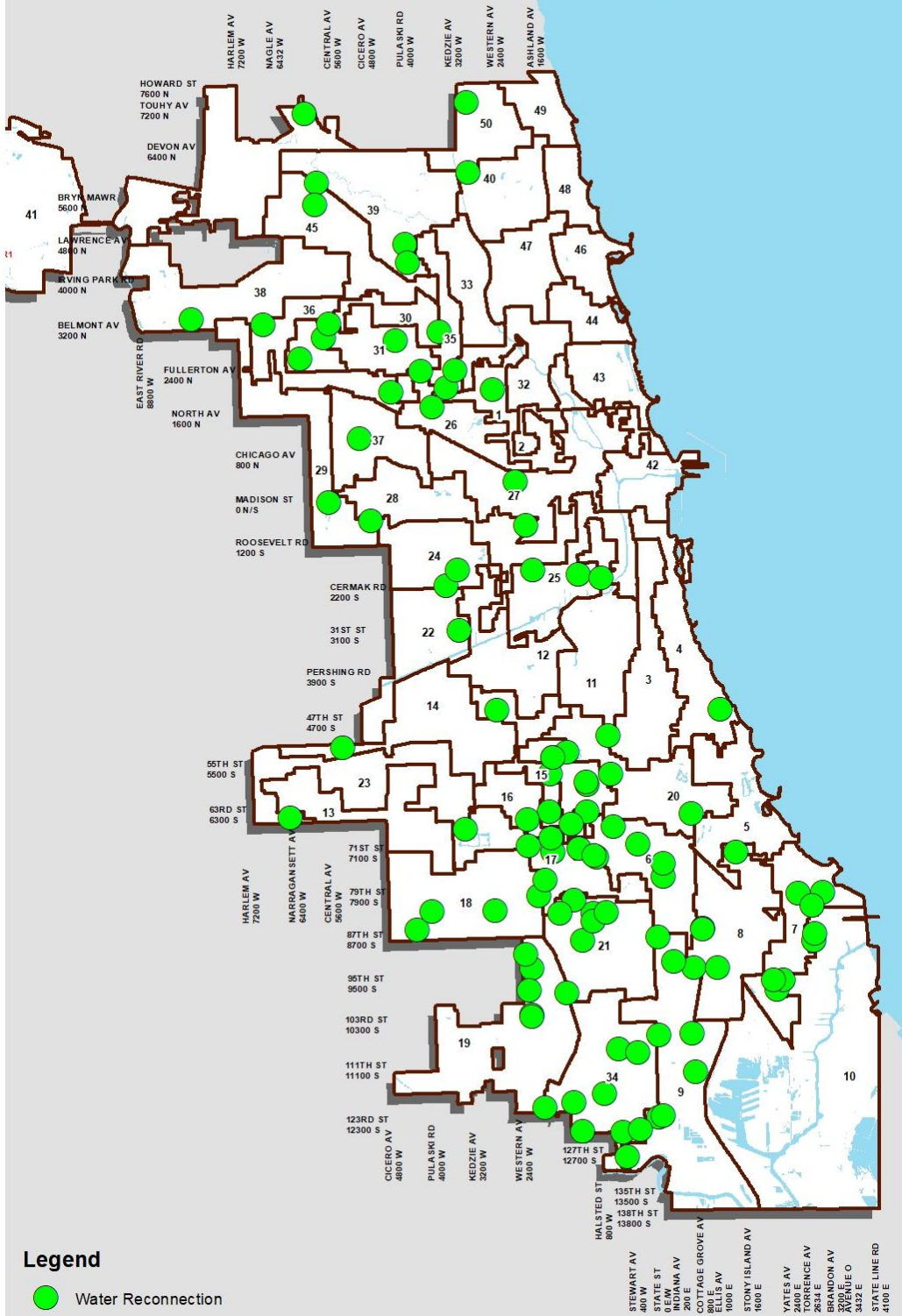
The following information is provided in response to questions posed at our department's hearing on October 1, 2021 to discuss the proposed 2022 budget.

Chairwoman Dowell requested a map showing each house that has been completed under the reconnection program.

In response, find the water reconnection map below.

Please let me know if you have additional questions.

WATER RECONNECTION



Legend
● Water Reconnection



CITY OF CHICAGO

DEPARTMENT OF WATER MANAGEMENT

MEMORANDUM

To: The Honorable Pat Dowell
Chairman, Committee on the Budget and Government Operations

From: Andrea R.H. Cheng, Ph.D., P.E.
Commissioner
Department of Water Management

CC: Manuel Perez
Mayor's Office of Intergovernmental Affairs

Date: October 4, 2021

Re: Request for Information from Annual Appropriation Committee Hearing

ID#: 88-02 Kits

The following information is provided in response to questions posed at our department's hearing on October 1, 2021, to discuss the proposed 2022 budget.

Chairwoman Pat Dowell requested the number of lead service kits mailed, analyzed, and returned by Ward.

The requested list of the requested lead kit details is attached hereto.

This list reflects that the Requested Lead Kits column includes both kits that are mailed and kits that are completed via an in-home visit. The column also includes lead kits that are in the process of being assembled and shipped via USPS delivery as well as requests that are cancelled by the resident.

Also note that the Department of Water Management is dependent on the residents completing the kit. Roughly only 35% of these kits are returned. DWM is currently in the process of revamping the entire process to increase that rate. If a kit is returned but done improperly it is rejected and a new one sent; there is an approximate 8% rejection rate.

As always, please let me know if you have any further questions.

Ward	Requested Lead Kits	Kits Mailed	Visits Conducted	Kits Analyzed
1	2522	2301	33	709
2	1834	1682	23	526
3	1210	1056	33	231
4	1409	1244	36	336
5	1725	1542	51	532
6	1654	1333	143	371
7	1742	1391	165	386
8	2365	1901	229	519
9	2246	1796	218	502
10	1794	1577	74	311
11	1980	1768	32	475
12	915	799	18	171
13	2172	1908	60	505
14	1114	964	45	254
15	590	492	37	108
16	922	743	80	181
17	1343	1052	126	276
18	2385	1956	193	588
19	5873	5335	154	1710
20	816	692	46	162
21	2213	1736	222	510
22	810	694	33	145
23	1765	1525	71	417
24	571	500	26	95
25	1352	1210	20	254
26	1447	1293	27	335
27	1179	1049	29	266
28	1156	996	41	256
29	1707	1412	105	429
30	1654	1469	37	385
31	1183	1041	34	253
32	3458	3205	37	1051
33	2384	2182	47	680
34	2357	1826	265	559
35	1881	1694	42	512
36	1317	1150	42	287
37	1097	860	94	211
38	3041	2696	69	787
39	3473	3138	94	1105
40	2803	2546	56	863
41	4213	3737	123	1315
42	978	840	10	210
43	2590	2346	36	805
44	2436	2231	30	726
45	3787	3369	96	1073
46	1476	1356	15	386
47	3991	3653	52	1209
48	1808	1659	23	578
49	1550	1403	28	430
50	1938	1687	79	546



CITY OF CHICAGO



DEPARTMENT OF WATER MANAGEMENT

MEMORANDUM

To: The Honorable Pat Dowell
Chairman, Committee on the Budget and Government Operations

From: Andrea R.H. Cheng, Ph.D., P.E.
Commissioner
Department of Water Management

CC: Manuel Perez
Mayor's Office of Intergovernmental Affairs

Date: October 4, 2021

Re: Request for Information from Annual Appropriation Committee Hearing

ID#: 88-03 Meter Save Program

The following information is provided in response to questions posed at our department's hearing on October 1, 2021, to discuss the proposed 2022 budget.

Alderman Scott Waguespack requested an update on the Meter Save Program and the ultrasonic meter program results on lead levels.

The results from the ultrasonic meter study are expected at the end of this year which will determine next steps on the Meter Save Program.

As always, please let me know if you have any further questions.



CITY OF CHICAGO



DEPARTMENT OF WATER MANAGEMENT

MEMORANDUM

To: The Honorable Pat Dowell
Chairman, Committee on the Budget and Government Operations

From: Andrea R.H. Cheng, Ph.D., P.E.
Commissioner
Department of Water Management

CC: Manuel Perez
Mayor's Office of Intergovernmental Affairs

Date: October 4, 2021

Re: Request for Information from Annual Appropriation Committee Hearing

ID#: 88-04 Water Mains

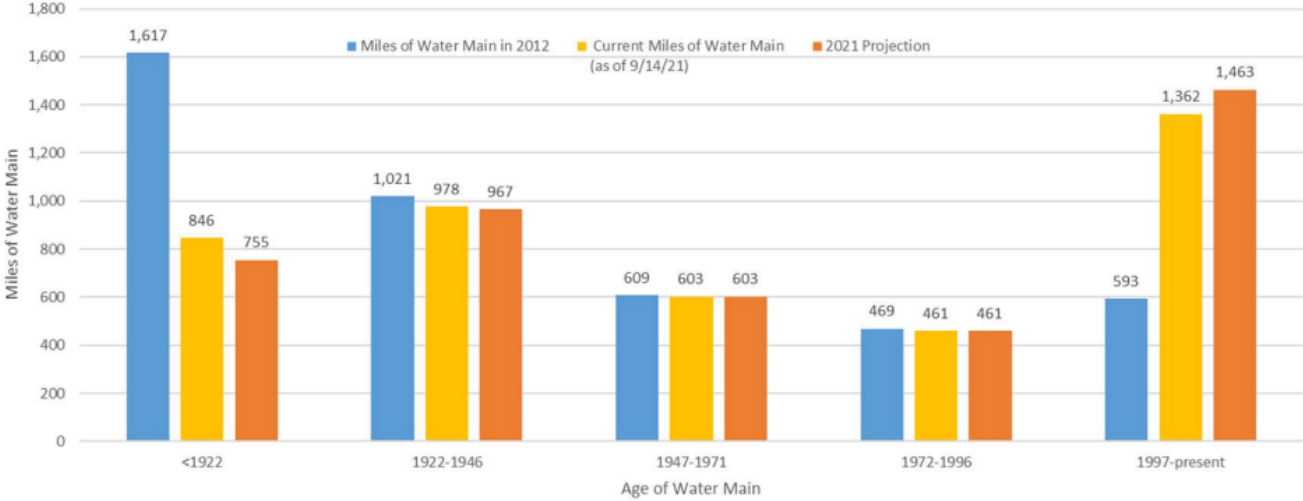
The following information is provided in response to questions posed at our department's hearing on October 1, 2021, to discuss the proposed 2022 budget.

Alderman Thompson requested information on the average age of the water mains; the percent that are over 100 years and 50 years.

The requested information is attached hereto.

As always, please let me know if you have any further questions.

Water Main Age Projection





CITY OF CHICAGO

DEPARTMENT OF WATER MANAGEMENT

MEMORANDUM

To: The Honorable Pat Dowell
Chairman, Committee on the Budget and Government Operations

From: Andrea R.H. Cheng, Ph.D., P.E.
Commissioner
Department of Water Management

CC: Manuel Perez
Mayor's Office of Intergovernmental Affairs

Date: October 4, 2021

Re: Request for Information from Annual Appropriation Committee Hearing

ID#: 88-05 Contracts

The following information is provided in response to questions posed at our department's hearing on October 1, 2021, to discuss the proposed 2022 budget.

Alderman Patrick D. Thompson requested information on how much money is spent on construction contracts through contractors and through in-house work.

The requested information is attached in two separate documents; one for water and the second for sewers.

Also note that the **In-house** costs from Sept 2020-August 2021 are as follows:

Water: \$26,933,616.75

Sewer: \$11,345,696.77

As always, please let me know if you have any further questions.

WATER PROJECTS
CHICAGO DEPARTMENT OF WATER MANAGEMENT
WATER: WATER CONSTRUCTION TERM AGREEMENTS
EXPENDITURES BY CONTRACT



<u>TA Type</u>	<u>PO #</u>	<u>Vendor</u>	Sept 2020 - Aug 2021 Invoiced ^
WATER MAIN CONSTRUCTION			
	40651	NPL - District One Water Main Construction	385,652.55
	40652	NPL - District Two Water Main Construction	226,709.96
	38084	Benchmark - District Three Water Main Construction	2,882,652.20
	38085	Benchmark - District Four Water Main Construction	1,767,867.39
	38150	Benchmark - District Five Water Main Construction	4,874,693.09
	38151	Benchmark - District Six Water Main Construction	3,889,924.90
	46602	Reliable - District Seven Water Main Construction	446,049.31
	133501	BENCHMARK - WATER MAIN CONSTRUCTION - DISTRICT 4	233,051.80
	133504	BENCHMARK - WATER MAIN CONSTRUCTION - DISTRICT 6	1,271,016.04
	134514	BENCHMARK - Water Main Construction - District 3	1,074,480.96
WATER MAIN CONSTRUCTION SUBTOTAL:			\$ 17,052,098.20
RESTORATION & SMALL REPAIRS			
	33926	G&V Construction - Street & Parkway Restoration - Capital - North	5,581.82
	34313	GA Paving - Street & Parkway Restoration - Capital - Central North	92,119.05
	33770	Seven D - Street & Parkway Restoration - Capital - South	950,855.10
	33418	Seven D - Street & Parkway Restoration - Small Repairs - North	1,544,631.34
	33419	Seven D - Street & Parkway Restoration - Small Repairs - South	1,381,542.59
	103736	Street and Parkway Restoration - North Region	4,180,925.96
	103739	Street and Parkway Restoration - Central North Region	6,480,163.87
	103652	Street and Parkway Restoration - Central South Region	9,463,972.89
	103750	Street and Parkway Restoration - South Region	6,093,101.45
	103651	Street and Parkway Repairs - North Region	2,605,727.46
	103655	Bigane - Street & Parkway Repairs - South Region	453,836.71
RESTORATION & SMALL REPAIRS SUBTOTAL:			\$ 33,252,458.24
FACILITIES			
	30366	M.G. Electric - South Water Purification Plant Replacement of Switchgear	\$ 910,623.21
	60334	IHC Construction - JWPP Chlorine Improvements	\$ 336,838.54
	81226	IHC Construction - Central Park Pumping Station Electrification Project	\$ 19,293,023.96
	83835	FH Paschen/SN Nilesen - JWPP Laboratory Improvement	\$ 4,963,349.46
	62925	Joseph J Henderson & Son - JWPP Medium Voltage Power Improvements	\$ 3,422,517.90
	99820	Eugene Sawyer Purification Plt. Filter Bldg. Roof and Facade Renovation	\$ 9,362,586.02
FACILITIES SUBTOTAL:			\$ 38,288,939.09
INVOICED SUBTOTAL:			\$ 88,593,495.53
		Invoice Approval In Process	\$ 9,339,298.15
TOTAL:			\$ 97,932,793.68

^ Includes all PV Vouchers Invoiced in FMPS

**SEWER PROJECTS
CHICAGO DEPARTMENT OF WATER MANAGEMENT
SEWER: SEWER CONSTRUCTION TERM AGREEMENTS
EXPENDITURES BY CONTRACT**



<u>TA Type</u>	<u>PO #</u>	<u>Vendor</u>	<u>Sept 2020 - Aug 2021 Invoiced ^</u>
PC PROJECTS CONSTRUCTION			
	79557	Benchmark 130th Torrence to Brandon Sewer Improvement Project	109,930.23
	79558	MQ Construction 2017 IEPA Package 05 Sewer Improvement Various Locations	2,142,783.14
	79560	MQ Construction 2017 IEPA Package 09 Sewer Improvement Various Locations	273,664.07
	75599	Pan Oceanic North Leamington Sewer Improvement Various Locations	97,491.42
	99711	Gunnison and Argyle Sewer Improvement Project PN6348	119,141.40
	101223	85th Street and 87th Street Sewer Improvement Project PN6390	824,981.66
	99821	96th and 90th Streets Sewer Improvement Project PN6865	18,806.50
	101615	71st and Stony Island Sewer Improvement Project PN7009A	256,569.30
	99622	Ravenswood Sewer Improvement Project PN7214	510,506.74
	99710	Avers / Hamlin Sewer Improvement Project PN7270	94,326.22
	99818	Forest Preserve Sewer Improvement Project PN7359	1,357,435.52
	127340	Beach and Midway Sewer Improvement	3,050,490.15
	127551	PAN-OCEANIC - Higgins Sewer Improvement DWM PN7289	2,998,213.57
	127552	BENCHMARK - Blackstone Sewer Improvement DWM PN 6172	2,262,669.14
	129329	BENCHMARK - Jackson Blvd Sewer Improvement Project	1,906,122.60
	146606	M.Q. Construction - West Rogers Park Sewer Improvement	1,976,348.82
	149915	M.Q. Construction - NORTHWEST HIGHWAY SEWER IMPROVEMENT PROJECT	1,465,586.70
	149921	M.Q. Construction - Garfield Ridge Sewer Improvement Project	250,582.00
	149208	RELIABLE - MORSE LUNT SEWER IMPROVEMENT PROJECT	164,282.50
PC PROJECTS CONSTRUCTION SUBTOTAL:			\$ 19,879,931.68
ANCILLARY SEWER CONSTRUCTION			
	41200	Pan-Oceanic - Ancillary Sewer Construction - South	257,434.29
	41210	Pan-Oceanic - Ancillary Sewer Construction - Central	270,104.17
	40684	Reliable - Ancillary Sewer Construction - North	18,102.75
	119110	Reliable -Ancillary Sewer Construction - North Area PN 7495A	4,787,931.29
	119111	Pan-Oceanic - Ancillary Sewer Construction - Central Area / PN 7495B	2,589,392.86
	119990	Reliable -Ancillary Sewer Construction - South Area PN 7495C	4,346,917.24
ANCILLARY SEWER CONSTRUCTION SUBTOTAL:			\$ 12,269,882.60
SEWER STRUCTURE REHABILITATION			
	55716	Benchmark - Sewer Structure Rehabilitation Program - PN7349B Central	121,450.07
	135877	Benchmark - Sewer Structure Rehabilitation Central Area - PN 7531B	1,016,164.98
	136008	Benchmark - Sewer Structure Rehabilitation South Area - PN 7531C	599,303.50
	135876	Pan Oceanic - Sewer Structure Rehabilitation North Area - PN 7531A	152,776.99
SSR SUBTOTAL:			\$ 1,889,695.54
PRIVATE DRAINS			
	31988	Pan-Oceanic - Private Drain Repair - South	\$ 294,175.98
	31959	Pan-Oceanic - Private Drain Repair - North	\$ 255,892.07
PRIVATE DRAINS SUBTOTAL:			\$ 550,068.05
SEWER LINING			
	39293	Kenny Construction - Sewer Main Lining North Area	561,013.82
	39294	Kenny Construction - Sewer Main Lining Central Area	1,611,960.82
	39295	Kenny Construction - Sewer Main Lining South Area	650,101.99
	37810	Kenny Construction - Sewer Main Lining Far North Area	2,186,487.64
	36880	Benchmark - Sewer Main Lining Far South Area	5,586,590.96
	132516	Granite - Sewer Main Lining North Area	4,195,642.51
	132592	Granite - Sewer Main Lining Central Area	5,280,605.13
	132634	Granite - Sewer Main Lining South Area	3,575,067.46
	132635	Granite - Sewer Main Lining Far North Area	3,307,501.68
	132636	Granite - Sewer Main Lining Far South Area	2,963,379.97
SEWER LINING SUBTOTAL:			\$ 29,918,351.98
DRAINS IN THE CITY RIGHT OF WAY			
	122551	MILLENNIUM CONTRACTING - DRAINS IN CITY RIGHT OF WAY REPAIR PROGRAM - AREA 1	236,305.69
	140238	PAN-OCEANIC ENGINEERING CO INC - DRAINS IN THE CITY RIGHT OF WAY REPAIR - AREA 2	446,737.20
	140239	PAN-OCEANIC ENGINEERING CO INC - DRAINS IN THE CITY RIGHT OF WAY REPAIR - AREA 3	819,845.10
	148089	UNITED ENTERPRISE - Drain in City Right of Way Repair Program Area 4 - South	422,603.07
	148130	UNITED ENTERPRISE - Drain in City Right of Way Repair Program - Area 5 - South	498,763.84
	148131	UNITED ENTERPRISE - Drain in City Right of Way Repair Program-Area 6-Far South	\$ 400,582.59
DRAINS IN THE CITY SUBTOTAL SUBTOTAL:			\$ 2,824,837.49
SEWER CLEANING AND TELEVISIONING			
	55562	Sewer Cleaning and Televisioning (Work Services)	\$ 9,213,886.71
SEWER CLEANING AND TELEVISIONING SUBTOTAL:			\$ 9,213,886.71
INVOICED SUBTOTAL:			\$ 76,546,654.05
		Invoice Approval In Process	\$ 13,031,160.76
TOTAL:			\$ 89,577,814.81



CITY OF CHICAGO



DEPARTMENT OF WATER MANAGEMENT

MEMORANDUM

To: The Honorable Pat Dowell
Chairman, Committee on the Budget and Government Operations

From: Andrea R.H. Cheng, Ph.D., P.E.
Commissioner
Department of Water Management

CC: Manuel Perez
Mayor's Office of Intergovernmental Affairs

Date: October 4, 2021

Re: Request for Information from Annual Appropriation Committee Hearing

ID#: 88-06 Contracts

The following information is provided in response to questions posed at our department's hearing on October 1, 2021, to discuss the proposed 2022 budget.

Chairwoman Dowell requested the MBE numbers for construction contracts broken down by category: commodities, management, engineering consulting, and design.

The requested information is attached hereto.

As always, please let me know if you have any further questions.

Service

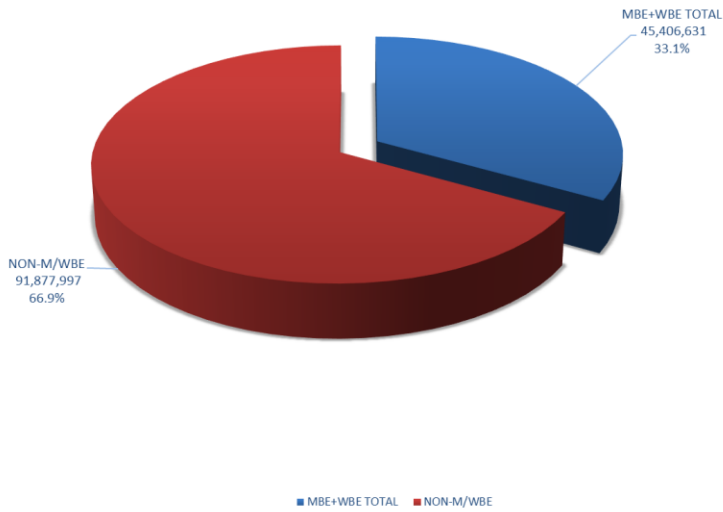
MINORITY CATEGORY MBE

Service	Total	% To Total
BES Consulting	15,752,316	11.5%
Construction Management	6,248,652	4.6%
Design Engineering	3,490,456	2.5%
Construction	48,964,341	35.7%
Commodities	62,828,863	45.8%
	137,284,628	100.0%

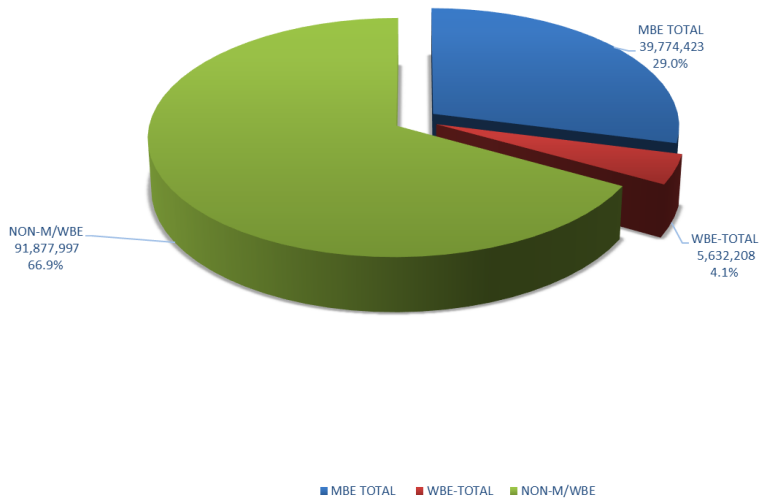
Total

MINORITY CATEGORY	MBE	WBE	TOTAL	% TO TOTAL	% TO TOTAL MWBE
MBE-BLACK	7,698,453	2,217,247	9,915,700	19.4%	21.8%
MBE-HISPANIC	21,809,563	116,751	21,926,313	54.8%	48.3%
MBE-ASIAN	10,266,407	185,598	10,452,005	25.8%	23.0%
WBE-CAUCASIAN	-	3,112,613	3,112,613	0.0%	6.9%
	39,774,423	5,632,208	45,406,631		
MBE TOTAL	39,774,423			29.0%	
WBE-TOTAL	5,632,208			4.1%	
NON-M/WBE	91,877,997			66.9%	
MBE+WBE TOTAL	45,406,631			33.1%	
NON-M/WBE	91,877,997			66.9%	
BLACK	9,915,700			7.2%	
HISPANIC	21,926,313			16.0%	
ASIAN	10,452,005			7.6%	
WBE CAUCASIAN	3,112,613			2.3%	
NON-MINORITY	91,877,997			66.9%	
MBE/WBE - EXCLUDING WBE-CAUCASIAN	42,294,018			30.8%	
WBE-CAUCASIAN	3,112,613			2.3%	
NON-MINORITY	91,877,997			66.9%	
SUM ALL	137,284,628				

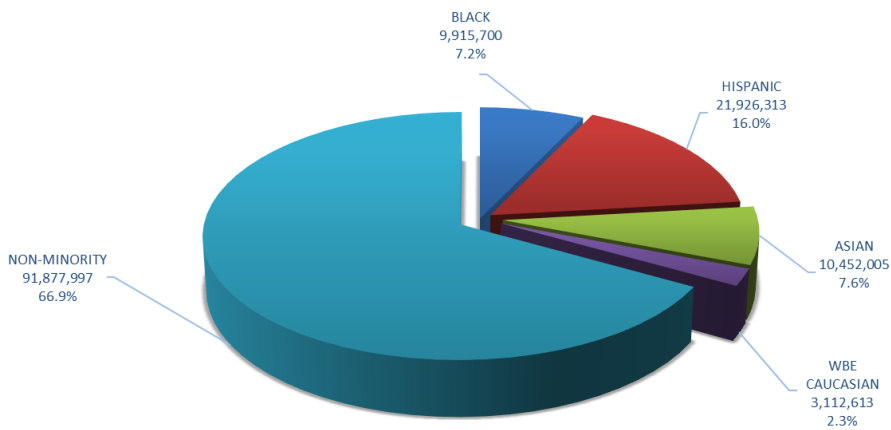
**DEPARTMENT OF WATER MANAGEMENT - CONTRACT ANALYSIS
EXPENDITURES BY GROUP FOR ALL VENDORS (\$137,284,628)
JANUARY 1, 2021 - JULY 31, 2021**



**DEPARTMENT OF WATER MANAGEMENT - CONTRACT ANALYSIS
EXPENDITURES BY MBE STATUS FOR ALL VENDORS (\$137,284,628)
JANUARY 1, 2021 - JULY 31, 2021**



**DEPARTMENT OF WATER MANAGEMENT - CONTRACT ANALYSIS
EXPENDITURES BY ETHNICITY FOR ALL VENDORS (\$137,284,628)
JANUARY 1, 2021 - JULY 31, 2021**



■ BLACK ■ HISPANIC ■ ASIAN ■ WBE CAUCASIAN ■ NON-MINORITY



CITY OF CHICAGO

DEPARTMENT OF WATER MANAGEMENT

MEMORANDUM

To: The Honorable Pat Dowell
Chairman, Committee on the Budget and Government Operations

From: Andrea R.H. Cheng, Ph.D., P.E.
Commissioner
Department of Water Management

CC: Manuel Perez
Mayor's Office of Intergovernmental Affairs

Date: October 4, 2021

Re: Request for Information from Annual Appropriation Committee Hearing

ID#: 88-07 Accounts

The following information is provided in response to questions posed at our department's hearing on October 1, 2021, to discuss the proposed 2022 budget.

Alderman Ervin requested what budget lines contain contracts.

In response, the budget lines for the Department of Water Management Contract Construction Contracts are budgeted in the City's Capital Improvement Program Management System.

In addition, the following accounts found in the 2022 Budget Recommendations under The Department of Water Management Operation fund 200 and 314 contain contracts:

- 0140 – Professional and Technical Services and Other Third Party Benefit Agreements
- 0157 – Rental of Equipment and Services
- 0162 – Repair/Maintenance of Equipment
- 0340 – Material and Supplies
- 0521 – Maintenance and Construction

As always, please let me know if you have any further questions.



CITY OF CHICAGO



DEPARTMENT OF WATER MANAGEMENT

MEMORANDUM

To: The Honorable Pat Dowell
Chairman, Committee on the Budget and Government Operations

From: Andrea R.H. Cheng, Ph.D., P.E.
Commissioner
Department of Water Management

CC: Manuel Perez
Mayor's Office of Intergovernmental Affairs

Date: October 4, 2021

Re: Request for Information from Annual Appropriation Committee Hearing

ID#: 88-08 JOC Contracts

The following information is provided in response to questions posed at our department's hearing on October 1, 2021, to discuss the proposed 2022 budget.

Alderman Ervin asked how many African American owned contracts are in the JOC Program.

There is only one vendor for JOC and the vendor is a non-minority meeting full M/WBE requirements of 26/6.

As always, please let me know if you have any further questions.



CITY OF CHICAGO

DEPARTMENT OF WATER MANAGEMENT

MEMORANDUM

To: The Honorable Pat Dowell
Chairman, Committee on the Budget and Government Operations

From: Andrea R.H. Cheng, Ph.D., P.E.
Commissioner
Department of Water Management

CC: Manuel Perez
Mayor's Office of Intergovernmental Affairs

Date: October 4, 2021

Re: Request for Information from Annual Appropriation Committee Hearing

ID#: 88-09 Apprenticeship

The following information is provided in response to questions posed at our department's hearing on October 1, 2021, to discuss the proposed 2022 budget.

Alderman Burnett asked how many apprentices become journeyman through the Laborers Union program each year.

In response, the Laborer Apprenticeship program started in 2012, below are the apprentice conversions (completion of the 2-year program on the job training and classroom work) to full journeyman that occurred during these years:

63 were converted in 2014
38 in 2015
47 in 2016
27 in 2017
18 in 2018
23 in 2019
14 in 2020
26 in 2021

As always, please let me know if you have any further questions.



CITY OF CHICAGO



DEPARTMENT OF WATER MANAGEMENT

MEMORANDUM

To: The Honorable Pat Dowell
Chairman, Committee on the Budget and Government Operations

From: Dr. Andrea Cheng
Commissioner
Department of Water Management

CC: Manuel Perez
Mayor's Office of Intergovernmental Affairs

Date: October 4, 2021

Re: Request for Information from Annual Appropriation Committee Hearing

ID#: 88-10 Contracts

The following information is provided in response to questions posed at our department's hearing on October 1, 2021 to discuss the proposed 2022 budget.

Alderwoman Hairston asked for a list of contractors and subcontractors doing restoration work with the race and ethnicity of their work force.

In response, please see the list below of restoration contractors and subcontractors.

Please let me know if you have additional questions.

Contract	Company Name	Type	Ethnicity
103736	Sumit	MBE	Asian American
sub	Efficient Trucking Inc	MBE	Hispanic
sub	MAT Construction	None	Caucasian
sub	Medina Transport	MBE	Asian American
sub	RoadWay Lines Corp	None	Caucasian
sub	Sanchez Paving	MBE	Hispanic
sub	Traffic Control Co.	None	Caucasian
sub	United Enterprise	WBE	Hispanic
sub	Y&V Transport Inc	WBE	Hispanic
103739	Sumit	MBE	Asian American
sub	MAT Construction	None	Caucasian
sub	Medina Transport	MBE	Asian American
sub	RoadWay Lines Corp	None	Caucasian
sub	Y&V Transport Inc	WBE	Hispanic
103652	MAT Construction Leasing	None	Caucasian
sub	Efficient Trucking	MBE	Hispanic
sub	G&V Construction	MBE	Hispanic
sub	Sanchez Construction Service	None	Caucasian
sub	Sanchez Paving	MBE	Hispanic
sub	Traffic Control Co.	None	Caucasian
sub	United Enterprise	MBE	Hispanic
103750	G&V Construction	MBE	Hispanic
sub	GA Paving	WBE	Caucasian
sub	MAT Construction	None	Caucasian
sub	Sanchez Construction Service	MBE	Hispanic
sub	Sanchez Paving	MBE	Hispanic
sub	Traffic Control Co.	None	Caucasian
sub	United Enterprise	MBE	Hispanic



CITY OF CHICAGO



DEPARTMENT OF WATER MANAGEMENT

MEMORANDUM

To: The Honorable Pat Dowell
Chairman, Committee on the Budget and Government Operations

From: Dr. Andrea Cheng
Commissioner
Department of Water Management

CC: Manuel Perez
Mayor's Office of Intergovernmental Affairs

Date: October 4, 2021

Re: Request for Information from Annual Appropriation Committee Hearing

ID#: 88-11 Project Managers

The following information is provided in response to questions posed at our department's hearing on October 1, 2021 to discuss the proposed 2022 budget.

Alderman Moore asked for names and contact information for Water Department's project managers.

The Commissioner will be reaching out to you directly with this information.

Please let me know if you have additional questions.



CITY OF CHICAGO

DEPARTMENT OF WATER MANAGEMENT

MEMORANDUM

To: The Honorable Pat Dowell
Chairman, Committee on the Budget and Government Operations

From: Dr. Andrea Cheng
Commissioner
Department of Water Management

CC: Manuel Perez
Mayor's Office of Intergovernmental Affairs

Date: October 4, 2021

Re: Request for Information from Annual Appropriation Committee Hearing

ID#: 88-12 Climate

The following information is provided in response to questions posed at our department's hearing on October 1, 2021 to discuss the proposed 2022 budget.

Alderman Martin requested the name of the point person who is handling climate related initiatives, Climate Investment Bonds, and green infrastructure projects.

The City's Chief Sustainability Officer, Angela Tovar manages the City's climate and environmental justice agenda. DWM works in coordination with her on a wide range of topics. Green Infrastructure is an area that is coordinated by multiple departments including DWM, CDOT, and DPD.

Please let me know if you have additional questions.



CITY OF CHICAGO

DEPARTMENT OF WATER MANAGEMENT

MEMORANDUM

To: The Honorable Pat Dowell
Chairman, Committee on the Budget and Government Operations

From: Dr. Andrea Cheng
Commissioner
Department of Water Management

CC: Manuel Perez
Mayor's Office of Intergovernmental Affairs

Date: October 4, 2021

Re: Request for Information from Annual Appropriation Committee Hearing

ID#: 88-13 Contracts

The following information is provided in response to questions posed at our department's hearing on October 1, 2021 to discuss the proposed 2022 budget.

Alderwoman Austin requested a current list of sole source contracts and descriptions.

Below, find the list of the sole source contracts and descriptions.

Please let me know if you have additional questions.

Vendor Name	Purchase Order Number	Purchase Order Description	Purchase Order Blanket Total Amount	Amount Ordered	PO Matched Amount	Purchase Order Start Date	Purchase Order End Date
Mineola Specialty Services	60743	Parts/Services for Wet Barrel Hydrant Handler Machine	\$ 600,000.00	\$ -	\$ -	3/21/2019	3/20/2024
HYDRA SHIELD MFG INC	45961	Custodian vandal resistant locks and repair parts for fire hydrants	\$ 3,750,000.00	\$1,666,187.41	\$1,390,728.00	5/14/2018	5/13/2023
Fincantieri Marine Group	48705	Dry Dock Inspection, Maintenance, Parts Repair Service for James J. Versluis Tugboat	\$ 2,583,340.00	\$2,435,035.00	\$2,434,885.00	4/17/2017	4/16/2022



CITY OF CHICAGO

DEPARTMENT OF WATER MANAGEMENT

MEMORANDUM

To: The Honorable Pat Dowell
Chairman, Committee on the Budget and Government Operations

From: Dr. Andrea Cheng
Commissioner
Department of Water Management

CC: Manuel Perez
Mayor's Office of Intergovernmental Affairs

Date: October 4, 2021

Re: Request for Information from Annual Appropriation Committee Hearing

ID#: 88-14 Community Gardens

The following information is provided in response to questions posed at our department's hearing on October 1, 2021 to discuss the proposed 2022 budget.

Alderman LaSpata asked if there is tracking of community garden hydrant water use.

Community gardens are charged a flat fee once a year, the fee is based on the usable footage of growing space in each garden. As such, the Department of Water Management does not measure how much water is used from a hydrant.

Please let me know if you have additional questions.



CITY OF CHICAGO



DEPARTMENT OF WATER MANAGEMENT

MEMORANDUM

To: The Honorable Pat Dowell
Chairman, Committee on the Budget and Government Operations

From: Dr. Andrea Cheng
Commissioner
Department of Water Management

CC: Manuel Perez
Mayor's Office of Intergovernmental Affairs

Date: October 4, 2021

Re: Request for Information from Annual Appropriation Committee Hearing

ID#: 88-15 LSLR

The following information is provided in response to questions posed at our department's hearing on October 1, 2021 to discuss the proposed 2022 budget.

Alderman LaSpata asked for a conservative estimate of how many lead service lines will be replaced next year.

The conservative estimate is 1,650 lead service lines will be replaced in 2022.

Please let me know if you have additional questions.



CITY OF CHICAGO



DEPARTMENT OF WATER MANAGEMENT

MEMORANDUM

To: The Honorable Pat Dowell
Chairman, Committee on the Budget and Government Operations

From: Dr. Andrea Cheng
Commissioner
Department of Water Management

CC: Manuel Perez
Mayor's Office of Intergovernmental Affairs

Date: October 4, 2021

Re: Request for Information from Annual Appropriation Committee Hearing

ID#: 88-16 Trees

The following information is provided in response to questions posed at our department's hearing on October 1, 2021 to discuss the proposed 2022 budget.

Alderman LaSpata asked about CDOT standards or policy around replacement of trees during restoration infrastructure.

Trees removed this year are eligible for replanting next year provided that the homeowner requests a replacement through Forestry.

Please let me know if you have additional questions.



CITY OF CHICAGO



DEPARTMENT OF WATER MANAGEMENT

MEMORANDUM

To: The Honorable Pat Dowell
Chairman, Committee on the Budget and Government Operations

From: Dr. Andrea Cheng
Commissioner
Department of Water Management

CC: Manuel Perez
Mayor's Office of Intergovernmental Affairs

Date: October 4, 2021

Re: Request for Information from Annual Appropriation Committee Hearing

ID#: 88-17 LSLR

The following information is provided in response to questions posed at our department's hearing on October 1, 2021 to discuss the proposed 2022 budget.

Alderman LaSpata asked for the number of bids from MBE/WBE contracts for new Lead Service Line Replacement contracts.

Note that there is still an open procurement and bids are not fully evaluated.

Please let me know if you have additional questions.



CITY OF CHICAGO



DEPARTMENT OF WATER MANAGEMENT

MEMORANDUM

To: The Honorable Pat Dowell
Chairman, Committee on the Budget and Government Operations

From: Dr. Andrea Cheng
Commissioner
Department of Water Management

CC: Manuel Perez
Mayor's Office of Intergovernmental Affairs

Date: October 4, 2021

Re: Request for Information from Annual Appropriation Committee Hearing

ID#: 88-18 Green Alleys

The following information is provided in response to questions posed at our department's hearing on October 1, 2021 to discuss the proposed 2022 budget.

Alderman Vasquez, Jr. asked if there are Department of Water Management investments in green alleys.

In response, the Department of Water Management has capital funding only for the Space to Grow program identified for green infrastructure.

Please let me know if you have additional questions.



CITY OF CHICAGO



DEPARTMENT OF WATER MANAGEMENT

MEMORANDUM

To: The Honorable Pat Dowell
Chairman, Committee on the Budget and Government Operations

From: Dr. Andrea Cheng
Commissioner
Department of Water Management

CC: Manuel Perez
Mayor's Office of Intergovernmental Affairs

Date: October 4, 2021

Re: Request for Information from Annual Appropriation Committee Hearing

ID#: 88-19 Metra Station

The following information is provided in response to questions posed at our department's hearing on October 1, 2021 to discuss the proposed 2022 budget.

Alderman Vasquez, Jr. for the status of the Peterson/Ridge Metra station.

The Department of Water Management is working with the applicant on the review and coordination of the most recent plans received from Metra.

Please let me know if you have additional questions.



CITY OF CHICAGO

DEPARTMENT OF WATER MANAGEMENT

MEMORANDUM

To: The Honorable Pat Dowell
Chairman, Committee on the Budget and Government Operations

From: Dr. Andrea Cheng
Commissioner
Department of Water Management

CC: Manuel Perez
Mayor's Office of Intergovernmental Affairs

Date: October 19, 2021

Re: Request for Information from Annual Appropriation Committee Hearing

ID#: 88-20 Expenditures

The following information is provided in response to questions posed subsequent to our department's hearing on October 1, 2021 to discuss the proposed 2022 budget.

Alderman Lopez requested the 2021 Budget year to date spending across all appropriation codes and funding sources compared to what is appropriated for the entire 2021 budget.

In response, please see the tables below for Fund 200 and Fund 314 spending.

Please let me know if you have additional questions.

Account	Account Description	Budgeted Amount	Encumbrance	Expended
2020 Fund 200 -2005 Commissioner Office				
0200.P882005.0005.P22000.T.00000000.000000.T.T	Salaries & Wages	\$ 4,949,242.00		2,546,198.87
0200.P882005.0012.P22000.T.00000000.000000.T.T	Contract Wage Increment - Pay	18,232.00		58,342.78
0200.P882005.0015.P22000.T.00000000.000000.T.T	Adjustment salary schedule	8,054.00		
0200.P882005.0020.P22000.T.00000000.000000.T.T	Overtime	82,000.00		
	Total Personnel services	\$ 5,057,528.00	\$ -	\$ 2,604,541.65
<hr/>				
0200.P882005.0130.P22000.T.00000000.000000.T.T	Postage	\$ 240,000.00		\$ 154,841.88
0200.P882005.0140.P22000.T.00000000.000000.T.T	Professional & Technical Services	4,351,678.00	710,962.88	2,359,513.91
0200.P882005.0150.P22000.T.00000000.000000.T.T	Outside Graphic Services	71,900.00		
0200.P882005.0161.P22000.T.00000000.000000.T.T	Maint. Facilities	52,000.00	23,288.14	
0200.P882005.0162.P22000.T.00000000.000000.T.T	Repair or Maintenance of Equipment	466,675.00	135,873.10	163,309.99
0200.P882005.0166.P22000.T.00000000.000000.T.T	Dues, Subscriptions & Memberships	561,000.00		561,000.00
0200.P882005.0169.P22000.T.00000000.000000.T.T	Technical & Meeting Costs	17,500.00		880.00
0200.P882005.0181.P22000.T.00000000.000000.T.T	Mobile communication services	18,700.00	18,700.00	
0200.P882005.0189.P22000.T.00000000.000000.T.T	Telephone-Non Centrex Billing	17,200.00	0.97	16,253.01
0200.P882005.0190.P22000.T.00000000.000000.T.T	Telephone Centrex Billing	195,000.00	12,783.88	171,741.88
0200.P882005.0196.P22000.T.00000000.000000.T.T	Data Circuits	542,600.00	5,774.37	496,202.19
0200.P882005.0197.P22000.T.00000000.000000.T.T	Telephone Maintenance	40,580.00	81.81	19,099.84
0200.P882005.0340.P22000.T.00000000.000000.T.T	Materials & Supplies	314,100.00	105,854.37	207,525.66
0200.P882005.0348.P22000.T.00000000.000000.T.T	Books & Related Materials	500.00		
0200.P882005.0350.P22000.T.00000000.000000.T.T	Stationary & Office Supplies	14,500.00	6,328.20	7,238.38
0200.P882005.0424.P22000.T.00000000.000000.T.T	Furniture & Furnishings	7,500.00		
0200.P882005.0440.P22000.T.00000000.000000.T.T	Machinery & Equipment	99,828.00	95,844.50	3,625.56
	Total non-personnel	\$ 7,011,261.00	\$ 1,115,492.22	\$ 4,161,232.30
<hr/>				
	Total - 2005	\$ 12,068,789.00	\$ 1,115,492.22	\$ 6,765,773.95

Account	Account Description	Budgeted Amount	Encumbrance	Expended
2020 Fund 200 -2010 Admin				
0200.P882010.0005.P22000.T.00000000.000000.T.T	Salaries & Wages	\$ 3,456,616.00		3,588,864.51
0200.P882010.0015.P22000.T.00000000.000000.T.T	Adjustment salary schedule	7,208.00		294,869.77
0200.P882010.0020.P22000.T.00000000.000000.T.T	Overtime	400,000.00		
	Total Personnel services	\$ 3,863,824.00	\$ -	\$ 3,883,734.28
0200.P882010.0140.P22000.T.00000000.000000.T.T	Professional & Technical Services	57,950.00		6,975.00
0200.P882010.0149.P22000.T.00000000.000000.T.T	Software maintenance & licensing	80,000.00		69,173.50
0200.P882010.0154.P22000.T.00000000.000000.T.T	Rental Data Hardware	90,000.00		
0200.P882010.0159.P22000.T.00000000.000000.T.T	Lease Purchase of Equipment	291,200.00	1,462.50	88,769.33
0200.P882010.0168.P22000.T.00000000.000000.T.T	Education Development	10,500.00		
0200.P882010.0169.P22000.T.00000000.000000.T.T	Technical & Meeting Costs	5,000.00		
0200.P882010.0191.P22000.T.00000000.000000.T.T	Telephone relocations	5,000.00		
0200.P882010.0312.P22000.T.00000000.000000.T.T	Software purchases	6,426.00		
0200.P882010.0350.P22000.T.00000000.000000.T.T	Stationary & Office Supplies	31,600.00	1,090.62	7,233.29
0200.P882010.0446.P22000.T.00000000.000000.T.T	Purchases - Computer Hardware	96,716.00	26,364.64	12,404.60
0200.P882010.9438.P22000.T.00000000.000000.T.T	reimbursement DAIS	82,500.00	82,500.00	
	Total non-personnel	\$ 756,892.00	\$ 111,417.76	\$ 184,555.72
	Total - 2010	\$ 4,620,716.00	\$ 111,417.76	\$ 4,068,290.00

Account	Account Description	Budgeted Amount	Encumbrance	Expended
2020 Fund 200 -2015 Bureau of Engineering Services				
0200.P882015.0005.P22000.T.00000000.000000.T.T	Salaries & Wages	\$ 5,015,402.00	\$ -	2,774,026.63
0200.P882015.0012.P22000.T.00000000.000000.T.T	Contract Wage Increment - Pay	20,533.00	-	
0200.P882015.0015.P22000.T.00000000.000000.T.T	Adjustment salary schedule		-	
0200.P882015.0020.P22000.T.00000000.000000.T.T	Overtime	23,000.00	-	12,896.56
	Total Personnel services	\$ 5,058,935.00	\$ -	\$ 2,786,923.19
0200.P882015.0140.P22000.T.00000000.000000.T.T	Professional & Technical Services	\$ 2,400,000.00	\$ 74,067.16	\$ 393,241.31
0200.P882015.0162.P22000.T.00000000.000000.T.T	Repair or Maintenance of Equipment	\$ 2,400.00		
0200.P882015.0169.P22000.T.00000000.000000.T.T	Technical & Meeting Costs	10,000.00		2,858.00
0200.P882015.0229.P22000.T.00000000.000000.T.T	Transportation & Expense Allowance	30,000.00		
	Reimbursement to Travelers			
0200.P882015.0245.P22000.T.00000000.000000.T.T	Materials & Supplies	30,000.00	2,709.60	26,340.00
0200.P882015.0340.P22000.T.00000000.000000.T.T	Apparatus & Instruments	4,000.00		
0200.P882015.0345.P22000.T.00000000.000000.T.T	Books & Related Materials	1,250.00		
0200.P882015.0348.P22000.T.00000000.000000.T.T	Stationary & Office Supplies	19,000.00	4,313.75	2,946.54
0200.P882015.0350.P22000.T.00000000.000000.T.T	Furniture & Furnishings	3,500.00	1,309.85	
0200.P882015.0424.P22000.T.00000000.000000.T.T	Maintenance & Construction	1,000,000.00	-	4,151.46
0200.P882015.0521.P22000.T.00000000.000000.T.T				
	Total non-personnel	\$ 3,500,150.00	\$ 82,400.36	\$ 429,537.31
	Total - 2015	\$ 8,559,085.00	\$ 82,400.36	\$ 3,216,460.50

Account	Account Description	Budgeted Amount	Encumbrance	Expended
2020 Fund 200 -2020 Bureau of Water Supply				
0200.P882020.0005.P22000.T.00000000.000000.T.T	Salaries & Wages	\$ 55,467,877.00		30,590,441.31
0200.P882020.0012.P22000.T.00000000.000000.T.T	Contract Wage Increment - Pay	502,564.00		7,308,870.33
0200.P882020.0015.P22000.T.00000000.000000.T.T	Adjustment salary schedule	18,154.00		
0200.P882020.0020.P22000.T.00000000.000000.T.T	Overtime	4,018,672.00		
	Total Personnel services	\$ 60,007,267.00	\$ -	\$ 37,899,311.64
<hr/>				
0200.P882020.0125.P22000.T.00000000.000000.T.T	Office & Building Services	\$ 342,000.00	\$ 9,341.92	\$ 26,196.87
0200.P882020.0140.P22000.T.00000000.000000.T.T	Professional & Technical Services	75,000.00	14,036.69	16,506.05
0200.P882020.0148.P22000.T.00000000.000000.T.T	Testing & Inspecting	1,823,000.00	220,072.13	215,583.74
0200.P882020.0157.P22000.T.00000000.000000.T.T	Rental of Equipment & Services	191,000.00	18,750.00	1,719.50
0200.P882020.0159.P22000.T.00000000.000000.T.T	Lease Purchase of Equipment	170,500.00	1,291.62	116,236.61
0200.P882020.0160.P22000.T.00000000.000000.T.T	Repair or Maintenance of Property	1,406,800.00	389,323.97	502,909.62
0200.P882020.0162.P22000.T.00000000.000000.T.T	Repair or Maintenance of Equipment	5,792,500.00	1,628,631.20	2,181,069.77
0200.P882020.0169.P22000.T.00000000.000000.T.T	Technical & Meeting Costs	238,800.00		225.00
0200.P882020.0245.P22000.T.00000000.000000.T.T	Reimbursement to Travelers	-		
0200.P882020.0314.P22000.T.00000000.000000.T.T	Fuel Oil	690,000.00	121,020.47	397,216.19
0200.P882020.0340.P22000.T.00000000.000000.T.T	Materials & Supplies	4,133,262.00	1,513,952.39	1,662,422.15
0200.P882020.0342.P22000.T.00000000.000000.T.T	Drug, Med. & Chem. Material & Supply	11,609,203.00	1,403,181.05	5,356,998.16
0200.P882020.0345.P22000.T.00000000.000000.T.T	Apparatus & Instruments	348,000.00	37,485.92	36,439.71
0200.P882020.0348.P22000.T.00000000.000000.T.T	Books & Related Materials	6,000.00		
0200.P882020.0350.P22000.T.00000000.000000.T.T	Stationary & Office Supplies	75,000.00	28,145.61	19,128.72
0200.P882020.0360.P22000.T.00000000.000000.T.T	Repair, Parts & Materials	1,485,687.00	302,577.18	855,747.55
0200.P882020.0401.P22000.T.00000000.000000.T.T	Tools, <\$100/unit	18,200.00		
0200.P882020.0402.P22000.T.00000000.000000.T.T	Tools, >\$100/unit	15,500.00	7,114.59	6,119.59
0200.P882020.0410.P22000.T.00000000.000000.T.T	Equipment for Building	175,000.00	5,377.40	791.12
0200.P882020.0424.P22000.T.00000000.000000.T.T	Furniture & Furnishings	2,000.00		
0200.P882020.0440.P22000.T.00000000.000000.T.T	Machinery & Equipment	857,800.00	131,806.88	118,662.72
0200.P882020.0445.P22000.T.00000000.000000.T.T	Technical & Scientific Equipment	336,000.00	11,164.00	635.00
0200.P882020.0446.P22000.T.00000000.000000.T.T	Purchases - Computer Hardware	143,880.00		26,524.18
0200.P882020.0450.P22000.T.00000000.000000.T.T	Vehicles	240,000.00	185,528.25	51,030.68
0200.P882020.9484.P22000.T.00000000.000000.T.T	For services provided by CDOT	100,000.00		
	Total non-personnel	\$ 30,275,132.00	\$ 6,028,801.27	\$ 11,592,162.93
<hr/>				
	Total - 2020	\$ 90,282,399.00	\$ 6,028,801.27	\$ 49,491,474.57

Account	Account Description	Budgeted Amount	Encumbrance	Expended
2020 Fund 200 -2025 Bureau of Operations & Distributions				
0200.P882025.0005.P22000.T.00000000.000000.T.T	Salaries & Wages	\$ 63,371,430.00		\$ 40,392,258.12
0200.P882025.0012.P22000.T.00000000.000000.T.T	Contract Wage Increment - Pay	545,245.00		
0200.P882025.0015.P22000.T.00000000.000000.T.T	Adjustment salary schedule	7,246.00		
0200.P882025.0020.P22000.T.00000000.000000.T.T	Overtime	<u>3,462,356.00</u>		<u>9,003,927.60</u>
	Total Personnel services	\$ 67,386,277.00	\$ -	\$ 49,396,185.72
<hr/>				
0200.P882025.0140.P22000.T.00000000.000000.T.T	Professional & Technical Services	\$ 3,341,543.00	\$ 1,251,089.21	\$ 1,129,758.79
0200.P882025.0157.P22000.T.00000000.000000.T.T	Rental of Equipment & Services	2,879,760.00	147,646.18	1,371,140.49
0200.P882025.0160.P22000.T.00000000.000000.T.T	Repair or Maintenance of Property	323,800.00	162,215.29	51,533.44
0200.P882025.0162.P22000.T.00000000.000000.T.T	Repair or Maintenance of Equipment	100,000.00	3,176.50	2,965.58
0200.P882025.0169.P22000.T.00000000.000000.T.T	Technical & Meeting Costs	1,500.00		
0200.P882025.0181.P22000.T.00000000.000000.T.T	Telephone - Mobile & Portable	210,000.00	47,178.04	150,900.52
0200.P882025.0185.P22000.T.00000000.000000.T.T	Waste Disposal Services	2,942,710.00	799.61	1,956,202.63
0200.P882025.0188.P22000.T.00000000.000000.T.T	Telegraph	211,321.00	107,863.06	90,861.68
0200.P882025.0316.P22000.T.00000000.000000.T.T	Gas-Bottled and Propane	161,400.00	608.40	40,913.05
0200.P882025.0340.P22000.T.00000000.000000.T.T	Materials & Supplies	812,600.00	54,343.76	757,639.19
0200.P882025.0350.P22000.T.00000000.000000.T.T	Stationary & Office Supplies	56,930.00	9,678.40	23,738.94
0200.P882025.0360.P22000.T.00000000.000000.T.T	Repair, Parts & Materials	5,861,553.00	1,340,992.30	4,518,842.49
0200.P882025.0401.P22000.T.00000000.000000.T.T	Tools, <\$100/unit	3,000.00		390.00
0200.P882025.0423.P22000.T.00000000.000000.T.T	Communication Devices	1,000.00		
0200.P882025.0424.P22000.T.00000000.000000.T.T	Furniture & Furnishings	3,000.00	2,442.73	
0200.P882025.0440.P22000.T.00000000.000000.T.T	Machinery & Equipment	549,391.00	153,390.70	107,190.38
0200.P882025.0446.P22000.T.00000000.000000.T.T	Purchases - Computer Hardware	100,000.00		
0200.P882025.0521.P22000.T.00000000.000000.T.T	Maintenance & Construction	2,946,315.00	1,330,854.24	1,492,063.08
0200.P882025.9481.P22000.T.00000000.000000.T.T	For services provided by Dept of Streets & San. ___	<u>367,919.00</u>		<u>7,347.50</u>
	Total non-personnel	\$ 20,873,742.00	\$ 4,612,278.42	\$ 11,701,487.76
<hr/>				
	Total - 2025	\$ 88,260,019.00	\$ 4,612,278.42	\$ 61,097,673.48
<hr/>				

Account	Account Description	Budgeted Amount	Encumbrance	Expended
2020 Fund 200 -2035 Meter Services				
0200.P882035.0005.P22000.T.00000000.000000.T.T	Salaries & Wages	\$ 9,498,206.00		4,775,415.19
0200.P882035.0012.P22000.T.00000000.000000.T.T	Contract Wage Increment - Pay	55,911.00		220,919.44
0200.P882035.0015.P22000.T.00000000.000000.T.T	Adjustment salary schedule	13,080.00		
0200.P882035.0020.P22000.T.00000000.000000.T.T	Overtime	118,000.00		
	Total Personnel services	\$ 9,685,197.00	\$ -	\$ 4,996,334.63
<hr/>				
0200.P882035.0140.P22000.T.00000000.000000.T.T	Professional & Technical Services	5,000.00		
0200.P882035.0189.P22000.T.00000000.000000.T.T	Telephone Non-Centrex Billings	9,000.00		7,950.00
0200.P882035.0229.P22000.T.00000000.000000.T.T	Transportation allowance	18,500.00		3,015.62
0200.P882035.0340.P22000.T.00000000.000000.T.T	Materials & Supplies	30,500.00	6,191.50	24,278.61
0200.P882035.0350.P22000.T.00000000.000000.T.T	Stationary & Office Supplies	12,500.00	1,797.89	7,665.96
0200.P882035.0360.P22000.T.00000000.000000.T.T	Repair, Parts & Materials	104,500.00	9,492.93	94,758.75
0200.P882035.0401.P22000.T.00000000.000000.T.T	Tools, <\$100/unit	6,000.00	1,584.72	746.58
0200.P882035.0424.P22000.T.00000000.000000.T.T	Furniture & Furnishings	5,000.00		
0200.P882035.0446.P22000.T.00000000.000000.T.T	Purchases - Computer Hardware	23,000.00	-	15,034.00
0200.P882035.0450.P22000.T.00000000.000000.T.T	Vehicles	61,000.00		
	Total non-personnel	\$ 275,000.00	\$ 19,067.04	\$ 153,449.52
<hr/>				
	Total - 2035	\$ 9,960,197.00	19,067.04	\$ 5,149,784.15

Account	Account Description	Budgeted Amount	Encumbrance	Expended
2020 Fund 314 -2015 Bureau of Engineering Services				
0314.P882015.0005.P22000.T.00000000.000000.T.T	Salaries & Wages	\$ 2,371,089.00		1,093,169.83
0314.P882015.0012.P22000.T.00000000.000000.T.T	Contract Wage Increment - Pay	-		
0314.P882015.0015.P22000.T.00000000.000000.T.T	Adjustment salary schedule	3,179.00		
0314.P882015.0020.P22000.T.00000000.000000.T.T	Overtime	40,000.00		
	Total Personnel services	\$ 2,414,268.00	\$ -	\$ 1,093,169.83
<hr/>				
0314.P882015.0140.P22000.T.00000000.000000.T.T	Professional & Technical Services	700,000.00		
0314.P882015.0150.P22000.T.00000000.000000.T.T	Publications Outside Agencies	\$ 2,000.00		
0314.P882015.0162.P22000.T.00000000.000000.T.T	Repair or Maintenance of Equipment	\$ 17,910.00		\$ 9,113.48
0314.P882015.0169.P22000.T.00000000.000000.T.T	Technical & Meeting Costs	5,000.00		706.00
0314.P882015.0348.P22000.T.00000000.000000.T.T	Books & Related Materials	500.00		
0314.P882015.0350.P22000.T.00000000.000000.T.T	Stationary & Office Supplies	6,000.00	268.06	471.69
0314.P882015.0424.P22000.T.00000000.000000.T.T	Furniture & Furnishings	3,000.00		
0314.P882015.0446.P22000.T.00000000.000000.T.T	Purchase--Data Hardware	25,000.00		
	Total non-personnel	\$ 759,410.00	\$ 268.06	\$ 10,291.17
<hr/>				
	Total - 2015	\$ 3,173,678.00	\$ 268.06	\$ 1,103,461.00

Account	Account Description	Budgeted Amount	Budgeted Amount	Encumbrance	Expended
2020 Fund 314 -2025 Bureau of Operations & Distributions					
0314.P882025.0005.P22000.T.00000000.000000.T.T	Salaries & Wages		\$ 48,941,004.00		\$ 25,513,387.16
0314.P882025.0012.P22000.T.00000000.000000.T.T	Contract Wage Increment - Pay		333,711.00		<u>5,052,945.08</u>
0314.P882025.0015.P22000.T.00000000.000000.T.T	Adjustment salary schedule				
0314.P882025.0020.P22000.T.00000000.000000.T.T	Overtime		<u>2,960,000.00</u>		
	Total Personnel services	\$ -	\$ 52,234,715.00	\$ -	\$ 30,566,332.24
<hr/>					
0314.P882025.0140.P22000.T.00000000.000000.T.T	Professional & Technical Services		\$ 1,262,432.00	\$ 690,305.87	\$ 209,175.13
0314.P882025.0154.P22000.T.00000000.000000.T.T	Computer Rent/Maint		\$ 6,924.00		
0314.P882025.0157.P22000.T.00000000.000000.T.T	Rental of Equipment & Services		1,390,587.00	23,937.03	707,225.72
0314.P882025.0185.P22000.T.00000000.000000.T.T	Waste Disposal Services		2,842,918.00	0.01	1,410,629.49
0314.P882025.0190.P22000.T.00000000.000000.T.T	Telegraph		28,000.00	13,565.20	14,434.80
0314.P882025.0229.P22000.T.00000000.000000.T.T	Transportation		79,390.00		36,978.81
0314.P882025.0340.P22000.T.00000000.000000.T.T	Materials & Supplies		4,097,000.00	1,182,102.40	2,889,775.66
0314.P882025.0345.P22000.T.00000000.000000.T.T	Apparatus and Instruments		1,500.00		
0314.P882025.0401.P22000.T.00000000.000000.T.T	Tools, <\$100/unit		25,000.00		
0314.P882025.0423.P22000.T.00000000.000000.T.T	Communication Devices		99,673.00		
0314.P882025.0440.P22000.T.00000000.000000.T.T	Machinery & Equipment		245,923.00	100,819.60	
0314.P882025.9438.P22000.T.00000000.000000.T.T	For services provided by 2FM		5,278,500.00	2,062,780.41	3,215,719.59
0314.P882025.9481.P22000.T.00000000.000000.T.T	For services provided by Dept of Streets & Sanitation		<u>7,767,702.00</u>		<u>5,137.50</u>
	Total non-personnel	\$ -	\$ 23,125,549.00	\$ 4,073,510.52	\$ 8,489,076.70
	Total - 2025	\$ -	\$ 75,360,264.00	\$ 4,073,510.52	\$ 39,055,408.94



CITY OF CHICAGO

DEPARTMENT OF WATER MANAGEMENT

MEMORANDUM

To: The Honorable Pat Dowell
Chairman, Committee on the Budget and Government Operations

From: Dr. Andrea Cheng
Commissioner
Department of Water Management

CC: Manuel Perez
Mayor's Office of Intergovernmental Affairs

Date: October 19, 2021

Re: Request for Information from Annual Appropriation Committee Hearing

ID#: 88-21 Loan

The following information is provided in response to questions posed subsequent to our department's hearing on October 1, 2021 to discuss the proposed 2022 budget.

Alderman Lopez requested the status and repayment schedule of the \$62.3 Million IEPA loan for water main construction.

In response, the Department of Water Management has not received an IEPA loan in the amount of \$62.3M for water main construction.

Please let me know if you have additional questions.



CITY OF CHICAGO



DEPARTMENT OF WATER MANAGEMENT

MEMORANDUM

To: The Honorable Pat Dowell
Chairman, Committee on the Budget and Government Operations

From: Dr. Andrea Cheng
Commissioner
Department of Water Management

CC: Manuel Perez
Mayor's Office of Intergovernmental Affairs

Date: October 21, 2021

Re: Request for Information from Annual Appropriation Committee Hearing

ID#: 88-22 Projects by Ward

The following information is provided in response to questions posed at our department's hearing on October 1, 2021 to discuss the proposed 2022 budget.

Alderman Raymond Lopez requested the list of projects by Ward and funding source.

In response, the Department of Water Management attaches the lists of water and sewer projects by Ward and funding source.

Please let me know if you have additional questions.

Water Projects with Spend through August 2021

Project Title	Funding Source	Ward
BOD PROJECTS		
<i>Term Agreement Grid Main Installation</i>		
W Warner / W Belle Plaine	Paygo	33
N Kedzie / W Addison	Paygo	33, 35
W. Roosevelt Rd	IEPA/Paygo	25, 28
N. Western Ave / W. Erie	IEPA/Paygo	1, 26
Lockwood, Lake St, Fulton, Lorel	Paygo	28, 29
N Milwaukee Ave. - W North Ave to N Hermitage	Paygo	1
W 43rd Pl - S. Union Ave - S. Canal	Paygo	11
S. Kedzie / W. 25th St.	IEPA/Paygo	12
E 75th St - S. Kimbark Ave. to S. South Chicago Ave	Paygo	5, 8
S. Hale - 107th St. to 108th Pl	Paygo	19
E 85th St - S Cottage Grove to S Drexel Ave	Paygo	8
W. 109th St / S. Western Ave.	Paygo	19
E. 91st St. / S. Langley Ave.	IEPA/Paygo	8, 9
S Loomis St - W 111th St to W 112th St / W 112th St - S Loomis St to S Racine Ave / S Throop St - W 112th St to W 112th Pl	IEPA/Paygo	34
W 47th St - S Hamlin Ave to S Archer Ave / S Hamlin Ave - W 47th St to W 49th St	IEPA/Paygo	14
2021 Grid Mains - Replacement - In House	Paygo	Various
S. Michigan Ave - E 75th - E 77th St	Paygo	6
N Rush St. - E Ontario St - E Grand Ave.	Paygo	42
E105th St - S State St. - S Wentworth	Paygo	34, 9
W. Adams Blvd - S Austin Blvd - S Menard Ave	Paygo	29
N Lincoln Ave - W Belmont Ave - W Wellington Ave	Paygo	32
S Wallace St - W 85th St - W 87th St	Paygo	21
W 71st St - S Racine Ave - S Aberdeen St	Paygo	6
S. Seeley Ave - 104th St - 107th St.	Paygo	19
N. Spaulding - W Palmer Ave - W Armitage Ave	Paygo	26
S. Kildare - W 59th St - W 63rd St	Paygo	13, 23
Neevah Ave - W Belmont - W Diversey	Paygo	36
S East End Ave - 77th St - S 79th St	Paygo	8
S. May St - W 79th St - W 81st St	Paygo	17, 21
W. Wellington Ave - N. Cicero Ave - N. Keating Ave	Paygo	31
S. Ada St - W. 79th St - W. 83rd St	Paygo	17, 21
E. 71st - S. Merrill Ave to S. Oglesby	Paygo	5
E. 67th - S. Stony Island - S. Criegier Ave.	Paygo	5
W. Byron St. - N. Ashland Ave - N Southport Ave	Paygo	44, 47
W. Cuyler Ave - N. Campbell Ave. - N. Western Ave.	Paygo	47
W. Armitage Ave. - N. Western Ave. - N. Leavitt St	Paygo	32
S. Aberdeen St. - W 34th Pl - W. 35th Pl	Paygo	11
S. Aberdeen - W. 112th Pl - W. 115th Pl	Paygo	34
W. 71st St. - S. Damen Ave. - S. Wood St.	Paygo	17
S. Normal Ave. - W. 33rd St. - W 35th St.	Paygo	11
2021 Grid Mains - Replacement In-House AE;RE's Services	Paygo	Various
2020 Street & Parkway Restoration - by Term Agreement	Paygo	Various
BBCS PROJECTS		
MeterSave	Paygo	Various
BES PROJECTS		
2021 BES Consulting Services	Paygo	N/A
Water Main Leak Surveys & Fire Flow Testing	Paygo	N/A
DWM Risk & Resilience Assessment	Paygo	N/A
SWPP PROJECTS		
Rehab Low Lift & Washwater Pumps	Paygo	7
SWPP Basin 5 Equipment	Paygo	7
SCADA Server Enhancement	Bond	7
SWPP - Basin Maintenance	Paygo	7
SWPP Elevator Improvements and Upgrades	Paygo	7
SWPP Filter Building Roof	Paygo	7
SWPP - Boiler Improvements	Paygo	7
SWPP Roof Replacement - Low Lift Pump / Chemical Building / Garage Roof	Bond	7
SWPP - Filter Underdrain Replacement	IEPA/Paygo	7
JWPP PROJECTS		
JWPP - SCADA System Enhancements	Paygo	42
BWS Radio System	Paygo	42
Medium Power Voltage Distribution Improvements	IEPA/Paygo	42
JWPP Laboratory Upgrades	Paygo	42
PUMPING STATION PROJECTS		
Central Park P.S. - Convert Steam to Electric Power	IEPA/Paygo	24
Roseland P.S. Generator PLC Replacement	Paygo	34
Refurbishment of DWM 1 Work Boat	Paygo	42

Sewer Projects with Spend through August 2021

Project Title	Funding Source	Ward
Ancillary Sewer Construction 2020	Paygo	Various
Ancillary Sewer Construction 2021	Paygo	Various
In-House Restoration 2018	Paygo	Various
In-House Restoration 2020	Paygo	Various
In-House Restoration 2021	Bond	Various
In-House Construction 2020	Bond	Various
<u>In-House Construction 2021</u>	Paygo	Various
W 56TH ST - S ST LOUIS AVE - S WHIPPLE ST	Paygo	14
W HENDERSON ST. - N. KEELER AVE. - N. KEELER AVE	Paygo	30
W 45TH ST - S. ARTESIAN AVE - S. WESTERN AVE	Paygo	15
W 44TH ST - S. MOZART ST - S. FRANCISCO AVE	Paygo	15
S CHRISTIANA AVE - W. 105TH PL - W. 106TH ST	Paygo	19
S MAYFIELD AVE - W. 63RD PL - W. 64TH ST	Paygo	13, 23
W. 81ST ST - S. CALIFORNIA AVE 165 FT WEST OF S. SACRAMENTO AVE	Paygo	18
W. LOYOLA AVE - N. DAMEN AVE - N. DAMEN AVE	Paygo	49, 50
S. KILDARE AVE - W. 18TH ST - W. 18TH ST	Paygo	22, 24
W. 91ST ST - S. WALLACE ST - S. PARNELL AVE	Paygo	21
W. 54TH ST - S. KEELER AVE - S. TRIPP AVE	Paygo	23
S. MICHIGAN AVE - E. 47TH ST - E. 48TH ST	Paygo	3
W. 78TH ST - S. WOOD ST - S. MARSHFIELD AVE	Paygo	17
W. 52ND ST - S. ASHLAND AVE - S. BISHOP ST	Paygo	16, 20
N. FRANCISCO AVE - W. HOWARD ST - W. BIRCHWOOD AVE	Paygo	50
W. ROSEMONT AVE - N. TROY ST - N. ALBANY AVE	Paygo	50
S. MARSHFIELD AVE - W. 81ST ST - W. 81ST ST	Paygo	17, 18, 21
N. PULASKI RD - W. WARWICK AVE - W. GRACE ST	Paygo	30, 39, 45
N. NATCHEZ AVE - W. ADDISON ST - W. CORNELIA AVE	Paygo	38
N. KILPATRICK AVE - W. ALTGELD ST - W. MONTANA ST	Paygo	31
W. JACKSON BLVD - S. LEAVITT ST - S. OAKLEY BLVD	Paygo	27
N. AUSTIN AVE - W. WRIGHTWOOD AVE - W. SCHUBERT AVE	Paygo	30, 36
W. BELDEN AVE - 70 FT WEST OF N. SPRINGFIELD AVE - N. SPRINGFIELD AVE	Paygo	35
S. NATCHEZ AVE - W. 62ND ST - W. 64TH PL	Paygo	13, 23
W. 60TH ST - S. MEADE AVE - S. MCVICKER AVE	Paygo	13
W. GLENLAKE AVE - N. SACRAMENTO AVE - N. MOZART ST	Paygo	40, 50
E. 31ST ST - S. INDIANA AVE - 320 FT EAST OF S. INDIANA AVE	Paygo	3, 4
W. LELAND AVE - N. WHIPPLE ST - N. SACRAMENTO AVE	Paygo	33
N. MANGO AVE - W. WELLINGTON AVE - 327 FT SOUTH OF W. WELLINGTON AVE	Paygo	30, 31
N. LEAVITT ST - W. BELDEN AVE - W. LYNDAL ST	Paygo	32
W. FOSTER AVE - N. KEELER AVE - N. KEELER AVE	Paygo	39
<u>Private Contractor Construction</u>		
PN 7110 Beach & Midway	IEPA	26
CALUMET #4D, PHASE II, 130TH-TORRENCE TO BRANDON	IEPA	10
HIGGINS SEWER IMPROVEMENT PROJECT PN7289 PC	IEPA	45
West Rogers Park SIP PN7435	IEPA/Paygo	40
Jackson/ Troy/Fifth Ave. Sewer Improvement	IEPA/Paygo	28
Garfield Ridge SIP PN7300	IEPA	14
Drain in City Right of Way Repair Program Area 2 - North Central	Paygo	Various
Drain in City Right of Way Repair Program Area 3 - South Central	Paygo	Various
Drain in City Right of Way Repair Program Area 4 - South	Paygo	Various
Drain in City Right of Way Repair Program - Area 5 - South	Paygo	Various
Drain in City Right of Way Repair Program-Area 6-Far South	Paygo	Various
Sewer Structure Rehabilitation - 2021	Paygo	Various
Construction Management 2020	Paygo	N/A
Construction Management 2021	Paygo	N/A
Design Services 2020	Paygo	N/A
Design Services 2021	Paygo	N/A
DWM PMO Services (BES Consulting) 2021	Paygo	N/A
Private Drain Rehabilitation & Replacement Pilot	Paygo	Various
Private Drain Repair 7421A North	Paygo	Various
Sewer Main Cleaning & Televising - 2021	Paygo	Various
Sewer Main Lining 2020	IEPA	Various
Sewer Main Lining 2021	IEPA	Various



CITY OF CHICAGO



DEPARTMENT OF WATER MANAGEMENT

MEMORANDUM

To: The Honorable Pat Dowell
Chairman, Committee on the Budget and Government Operations

From: Dr. Andrea Cheng
Commissioner
Department of Water Management

CC: Manuel Perez
Mayor's Office of Intergovernmental Affairs

Date: October 21, 2021

Re: Request for Information from Annual Appropriation Committee Hearing

ID#: 88-23 Project Status

The following information is provided in response to questions posed at our department's hearing on October 1, 2021 to discuss the proposed 2022 budget.

Alderman Raymond Lopez requested the status of the 12 projects (Q3 and Q4).

In response, the Department of Water Management states that 3 NTPs have issued thus far, and it is anticipated that 9 NTPs will issue in Q4.

Please let me know if you have additional questions.